

School vs. State

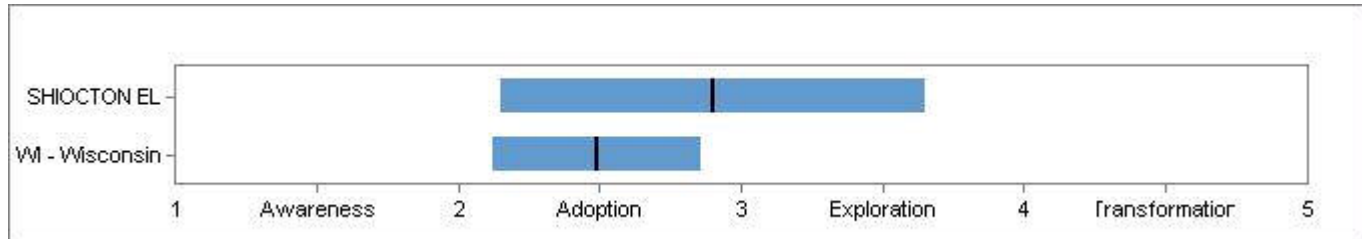
School: SHIOCTON EL

District: SHIOCTON

City: SHIOCTON **State:** WI - Wisconsin

Survey Dates: Feb 1 2007 through Feb 28 2007

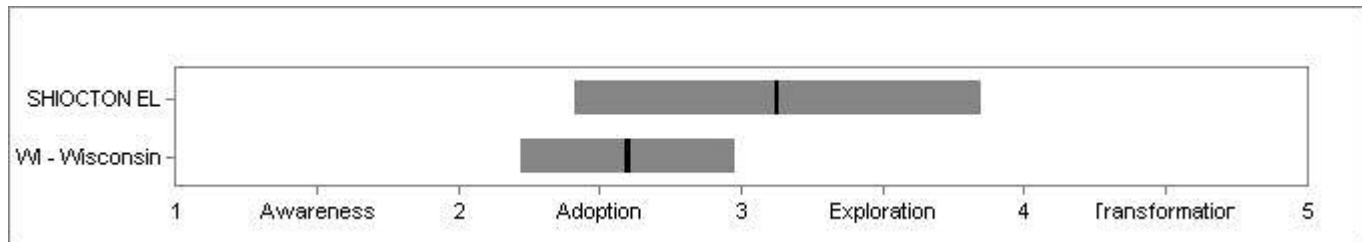
Condition: Forward-Thinking, Shared Vision



SHIOCTON EL: Mean = 2.9 Variation = 0.75

WI - Wisconsin: Mean = 2.49 Variation = 0.37


Indicator: Digital-Age Vision for Learners



SHIOCTON EL: Mean = 3.13 Variation = 0.72

WI - Wisconsin: Mean = 2.6 Variation = 0.38

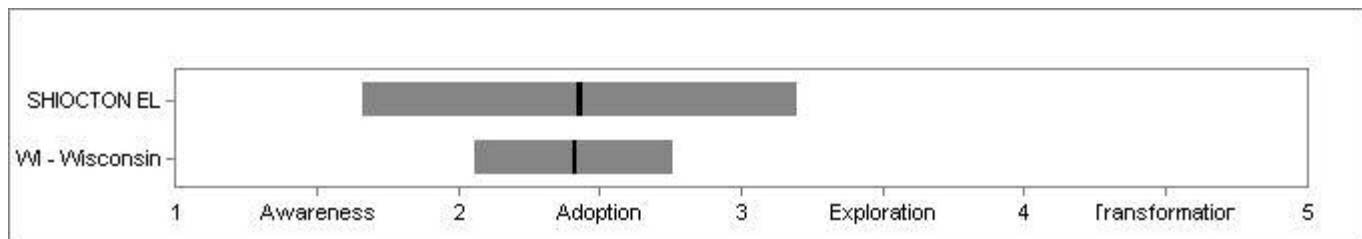
Indicator: Sound Base in Research and Best Practices



SHIOCTON EL: Mean = 2.76 Variation = 0.38

WI - Wisconsin: Mean = 2.6 Variation = 0.31


Indicator: Community Linkages



SHIOCTON EL: Mean = 2.43 Variation = 0.77

WI - Wisconsin: Mean = 2.41 Variation = 0.35


Indicator: Stakeholder Commitment



SHIOCTON EL: Mean = 3.19 Variation = 0.89

WI - Wisconsin: Mean = 2.52 Variation = 0.41

Indicator: Communication



SHIOCTON EL: Mean = 3 Variation = 0.99

WI - Wisconsin: Mean = 2.3 Variation = 0.43


Condition: Effective Teaching and Learning Practice



SHIOCTON EL: Mean = 3.31 Variation = 0.24

WI - Wisconsin: Mean = 3.02 Variation = 0.23


Indicator: Learning Environment



SHIOCTON EL: Mean = 2.9 Variation = 0.32

WI - Wisconsin: Mean = 2.81 Variation = 0.29

Indicator: Alignment To the Vision



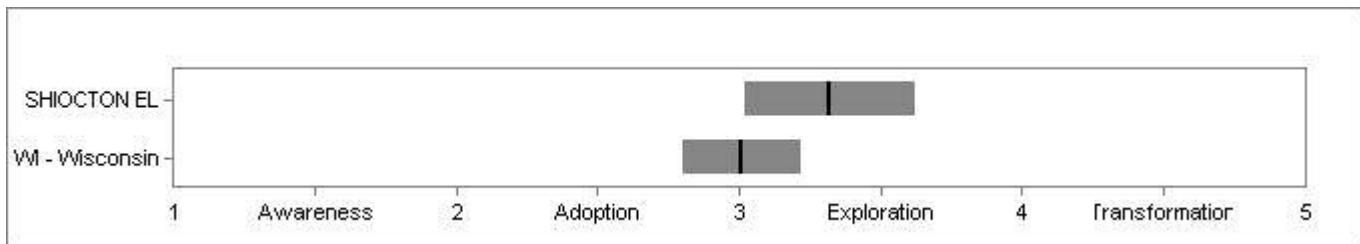
SHIOCTON EL: Mean = 3.59 Variation = 0.08
WI - Wisconsin: Mean = 3.42 Variation = 0.24

Indicator: Relevance




SHIOCTON EL: Mean = 3.06 Variation = 0.49
WI - Wisconsin: Mean = 2.92 Variation = 0.3

Indicator: Range of Use



SHIOCTON EL: Mean = 3.32 Variation = 0.3
WI - Wisconsin: Mean = 3.01 Variation = 0.21

Indicator: Sound Base in Research and Best Practices



SHIOCTON EL: Mean = 3.67 Variation = 0.01
WI - Wisconsin: Mean = 2.89 Variation = 0

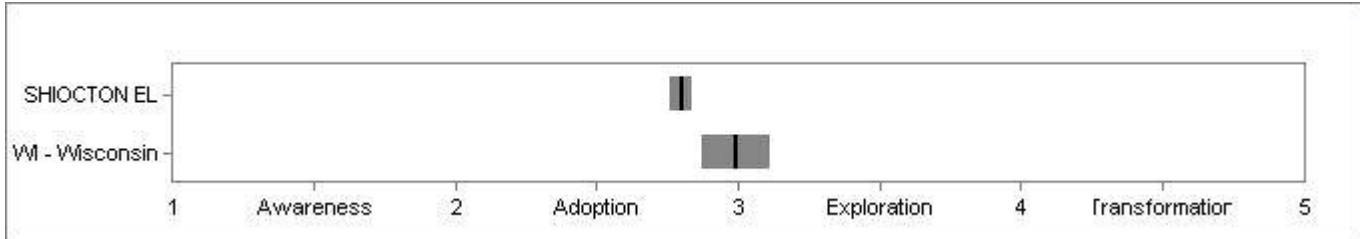
Condition: Educator Proficiency



SHIOCTON EL: Mean = 2.86 Variation = 0.06

WI - Wisconsin: Mean = 2.97 Variation = 0.11

Indicator: Cultivation of Digital-Age Skills and Processes



SHIOCTON EL: Mean = 2.8 Variation = 0.04

WI - Wisconsin: Mean = 2.99 Variation = 0.12

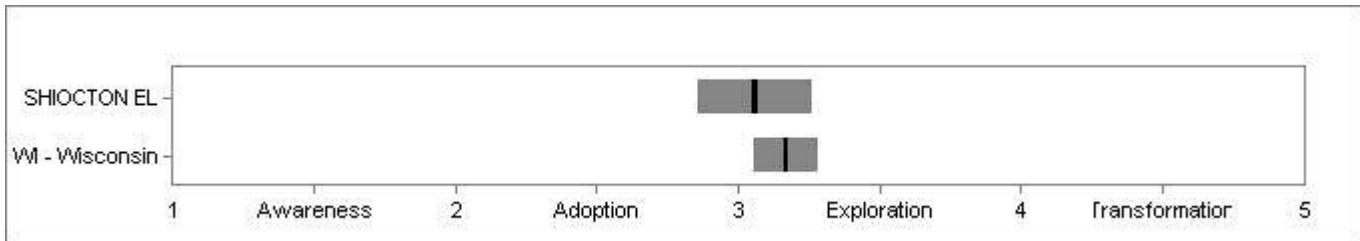
Indicator: Planning and Design



SHIOCTON EL: Mean = 2.67 Variation = 0

WI - Wisconsin: Mean = 2.81 Variation = 0

Indicator: Implementing Technology-Supported Learning



SHIOCTON EL: Mean = 3.06 Variation = 0.2

WI - Wisconsin: Mean = 3.17 Variation = 0.11


Indicator: Assessment Literacy



SHIOCTON EL: Mean = 2.37 Variation = 0.02

WI - Wisconsin: Mean = 2.58 Variation = 0.12

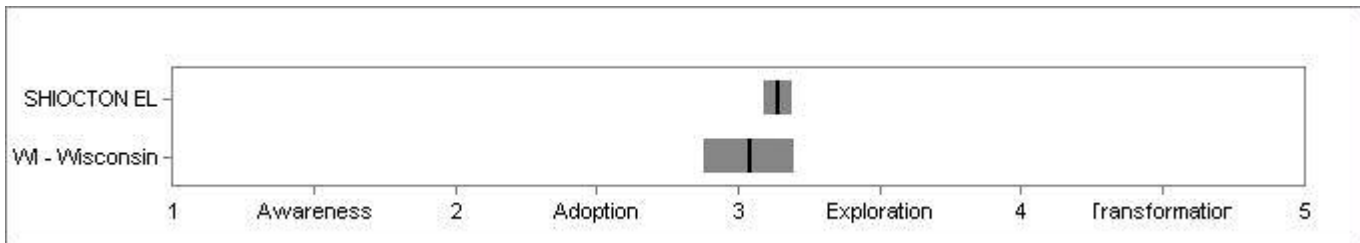
Indicator: Professional Practice and Productivity



SHIOCTON EL: Mean = 3.13 Variation = 0.07

WI - Wisconsin: Mean = 3.23 Variation = 0.12

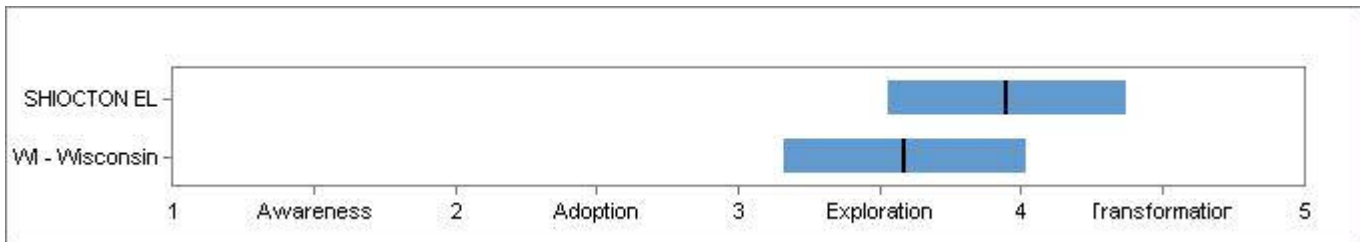
Indicator: Social, Ethical, and Legal Issues



SHIOCTON EL: Mean = 3.14 Variation = 0.05

WI - Wisconsin: Mean = 3.04 Variation = 0.16

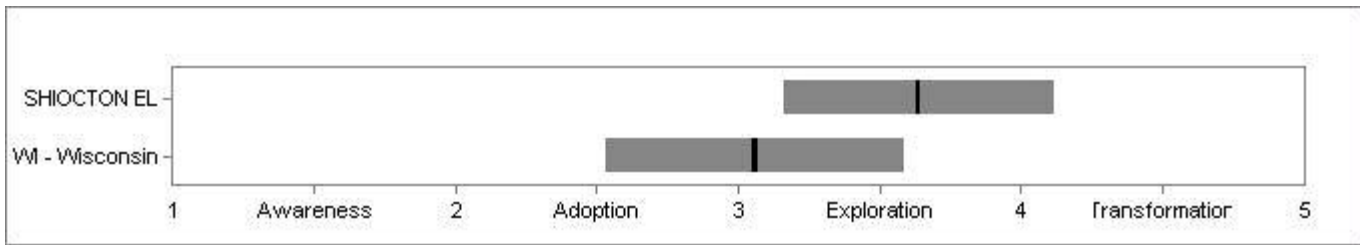
Condition: Digital-Age Equity



SHIOCTON EL: Mean = 3.95 Variation = 0.42

WI - Wisconsin: Mean = 3.59 Variation = 0.43


Indicator: Digital Equity: Socioeconomic



SHIOCTON EL: Mean = 3.64 Variation = 0.48

WI - Wisconsin: Mean = 3.06 Variation = 0.53


Indicator: Digital Equity: Gender



SHIOCTON EL: Mean = 4.6 Variation = 0.34

WI - Wisconsin: Mean = 4.07 Variation = 0.44

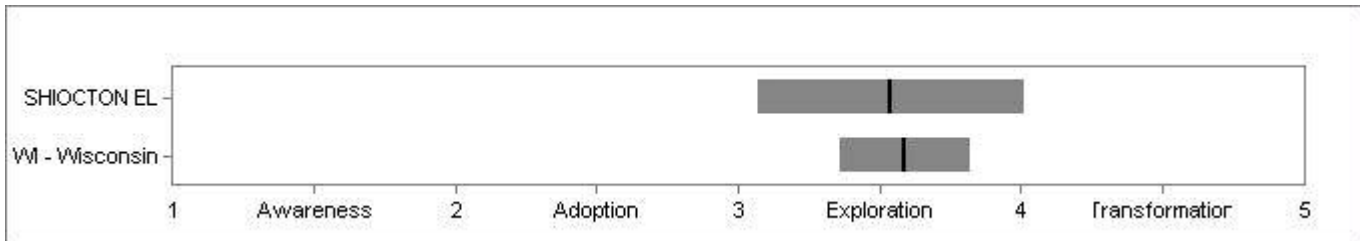
Indicator: Digital Equity: Race



SHIOCTON EL: Mean = 4.17 Variation = 0.32

WI - Wisconsin: Mean = 3.95 Variation = 0.47


Indicator: Digital Equity: Special Needs



SHIOCTON EL: Mean = 3.54 Variation = 0.47

WI - Wisconsin: Mean = 3.59 Variation = 0.23


Indicator: Digital Equity: Systemwide



SHIOCTON EL: Mean = 3.82 Variation = 0.48

WI - Wisconsin: Mean = 3.28 Variation = 0.46


Condition: Robust Access Anywhere, Anytime



SHIOCTON EL: Mean = 3.85 Variation = 0.28

WI - Wisconsin: Mean = 3.49 Variation = 0.2


Indicator: Technology Resources



SHIOCTON EL: Mean = 3 Variation = 0

WI - Wisconsin: Mean = 3.56 Variation = 0.19


Indicator: Connectivity



SHIOCTON EL: Mean = 4.46 Variation = 0.24

WI - Wisconsin: Mean = 4.05 Variation = 0.19


Indicator: Technical Support



SHIOCTON EL: Mean = 4.16 Variation = 0.15

WI - Wisconsin: Mean = 3.29 Variation = 0.22


Indicator: Technology-Ready Facilities



SHIOCTON EL: Mean = 4.36 Variation = 0.7

WI - Wisconsin: Mean = 3.37 Variation = 0.19


Indicator: Virtual Learning Opportunities



SHIOCTON EL: Mean = 2.93 Variation = 0.43

WI - Wisconsin: Mean = 2.13 Variation = 0.18

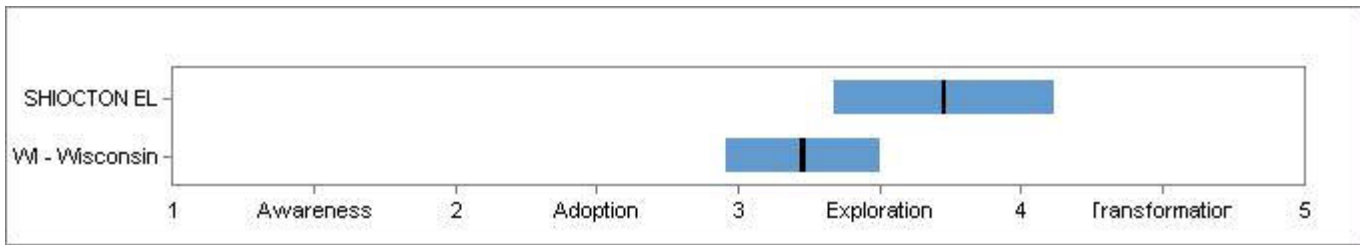
Indicator: Administrative Processes and Operations



SHIOCTON EL: Mean = 4.19 Variation = 0.14

WI - Wisconsin: Mean = 4.17 Variation = 0.24

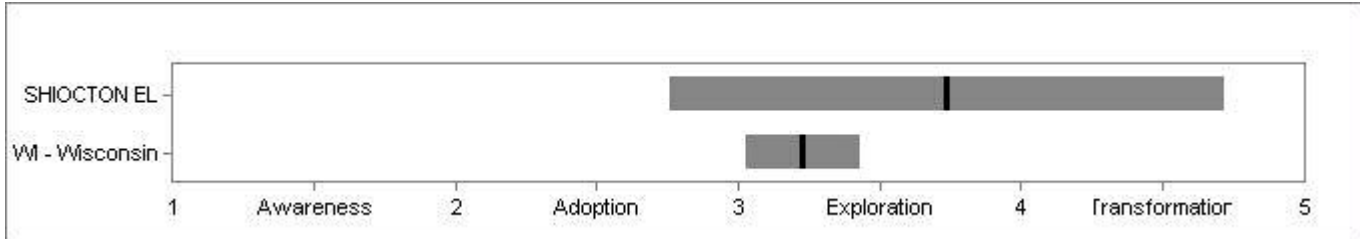
Condition: Systems and Leadership



SHIOCTON EL: Mean = 3.73 Variation = 0.39

WI - Wisconsin: Mean = 3.23 Variation = 0.27

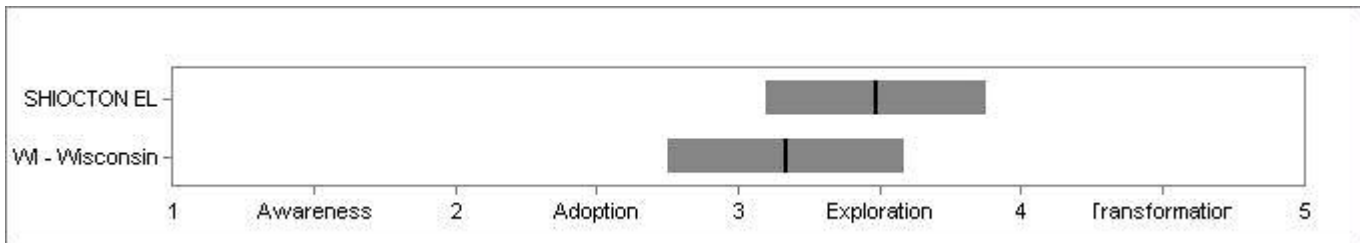
Indicator: Systems Thinking and Process Reengineering



SHIOCTON EL: Mean = 3.74 Variation = 0.98

WI - Wisconsin: Mean = 3.23 Variation = 0.2


Indicator: Digital-Age Standards and Assessments



SHIOCTON EL: Mean = 3.49 Variation = 0.39

WI - Wisconsin: Mean = 3.17 Variation = 0.42


Indicator: Culture of Learning and Innovation



SHIOCTON EL: Mean = 3.52 Variation = 0.09

WI - Wisconsin: Mean = 3.45 Variation = 0.12

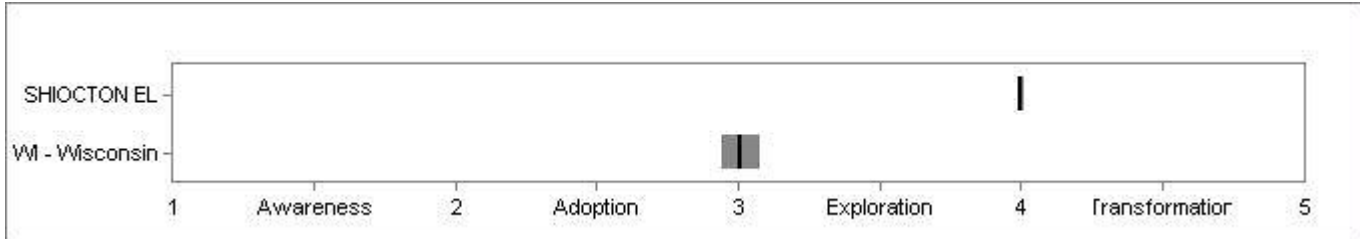
Indicator: Community Connections



SHIOCTON EL: Mean = 2.95 Variation = 1.17

WI - Wisconsin: Mean = 2.8 Variation = 0.49


Indicator: Administrator Proficiency



SHIOCTON EL: Mean = 4 Variation = 0

WI - Wisconsin: Mean = 3.01 Variation = 0.07


Indicator: Professional Development



SHIOCTON EL: Mean = 3.76 Variation = 0.11

WI - Wisconsin: Mean = 3.37 Variation = 0.27


Indicator: Data-Driven Decision Making and Accountability



SHIOCTON EL: Mean = 4.13 Variation = 0.26

WI - Wisconsin: Mean = 3.31 Variation = 0.27

Indicator: Comprehensive, Prioritized Funding



SHIOCTON EL: Mean = 4.22 Variation = 0.15

WI - Wisconsin: Mean = 3.43 Variation = 0.26

enGauge Framework and Online Assessment © 2008 Learning Point Associates.